

DIATHERIX Laboratories

*DIAGNOSTIC INNOVATION
CHANGING HEALTHCARE*

Tennessee Valley Corridor - 2011 Fall Partnership

Presented by:
Dennis Grimaud

November 21, 2011



Our Mission

To provide individualized diagnostic services to physicians and the medical community through our award winning multiplex molecular diagnostic technologies that link diagnostics to therapeutics.


Our focus on personalized medicine through unique diagnostic services will assist physicians in a new standard of quality patient care.

HudsonAlpha Institute

digital radiance™
Invent a better world



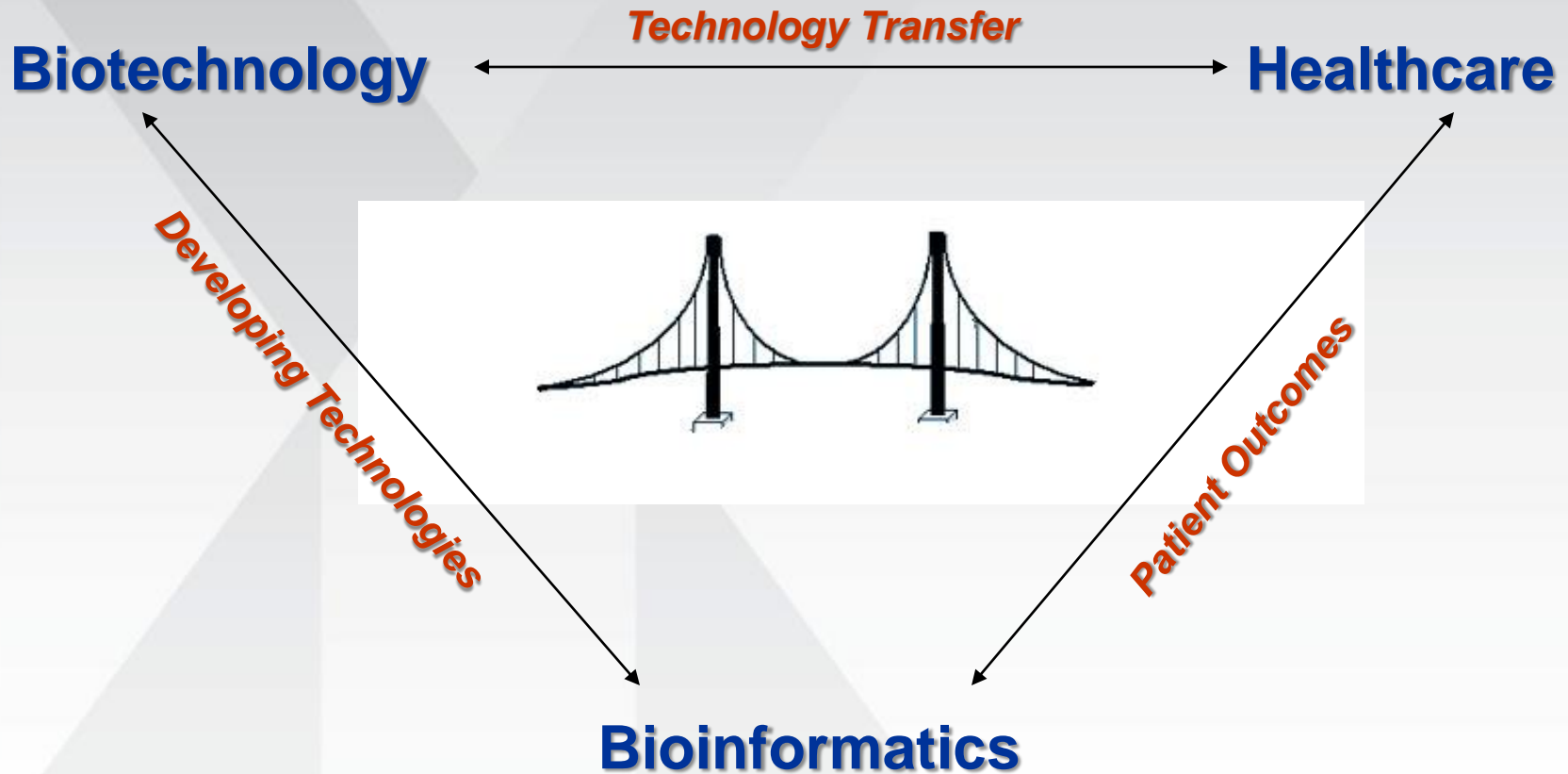
Southern Cord™



ThermoFisher
SCIENTIFIC



Huntsville's Biotechnology Industry

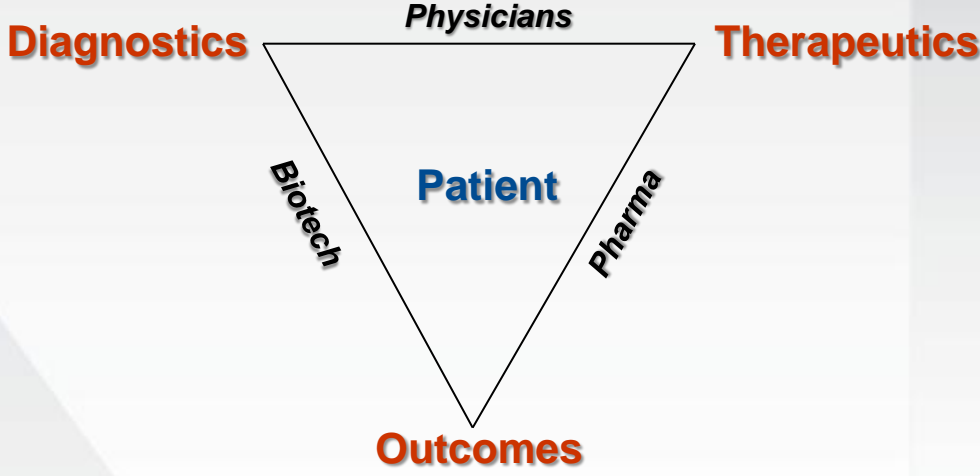
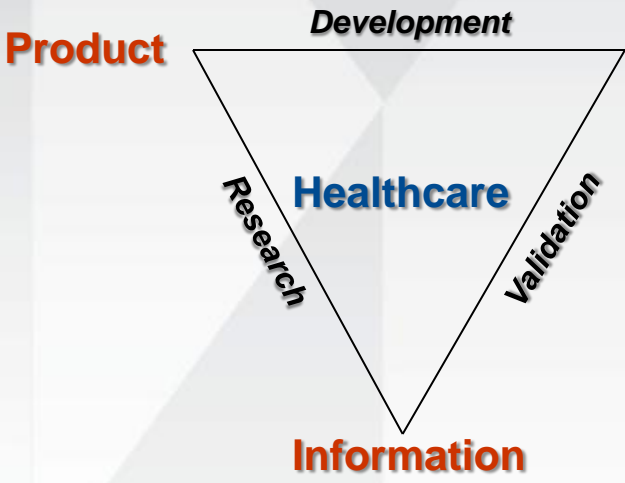


HudsonAlpha Institute for Biotechnology

Bridging the Gap

Biotechnology

Healthcare



Economic Development

- New High Paying Jobs
- Company Relocations
- New Startup Companies based on IP transfer from HAIB
- New Startup Spinoffs Expanding Biotech
- Educational Programs Developing New Biotechnology Trained Employees
- Recruitment of Regional Biotechnology Conferences

Community Development

- HAIB provides educational programs and assistance to high schools and colleges
- HAIB is a destination for company relocations
- Construction of New Buildings on the HAIB campus as biotech expands in Huntsville
- Public Relations and Press Releases Advancing Huntsville's Biotechnology Industry
- Biotech Classes at the HAIB Educating the Huntsville Community

Case Study 1

- Patient presented in severe respiratory distress which progressed over a 4 hour period of time. The initial dx was exacerbation of COPD. The patient required ventilatory support on admission. The issue was whether it was time to call in hospice because the patient had several bouts related to her COPD recently. A bronch was performed. NP was neg for virus. BAL was positive for Human metapneumovirus. Thus, this was not really an exacerbation of her COPD but rather an infectious process. These results were available on an emergent basis to the physician. (I think it was less than 8 hours from admission) She received supportive care, was weaned from the ventilator and discharged at 5 days.

Case Study 2

- Just had a great one from Fort Hamilton which involved MRSA, wound infection, and sepsis. We had the results within 6 hours of the blood culture going positive. This patient was dying and they thought it was due to her heart issues. She was actually septic. When I initially contacted the physician he told me to go ahead and do TEM-PCR on the blood culture but she was actively dying. I recommended vanco and got the MRSA result to him and when I checked two days later she was still alive. She had been in renal failure so there was hesitation to use vanco. I promised we would get results before the next dose. Only one blood culture was pos so the issue was whether it was a contaminant. I told him when I reported it, it had to come from somewhere! They evaluated her leg wound and removed the sutures. They also had MRSA.

Thank You